

VORTICE 300/12" ARI-LL-S (12416)

GENERAL DATA



Axial reversible supply and extract fans

Pull cord (P) versions extract only

Versions:

P = Pullcord

LL = Long Life

AR = reversicle

S = shutter

I = inbuilt installation

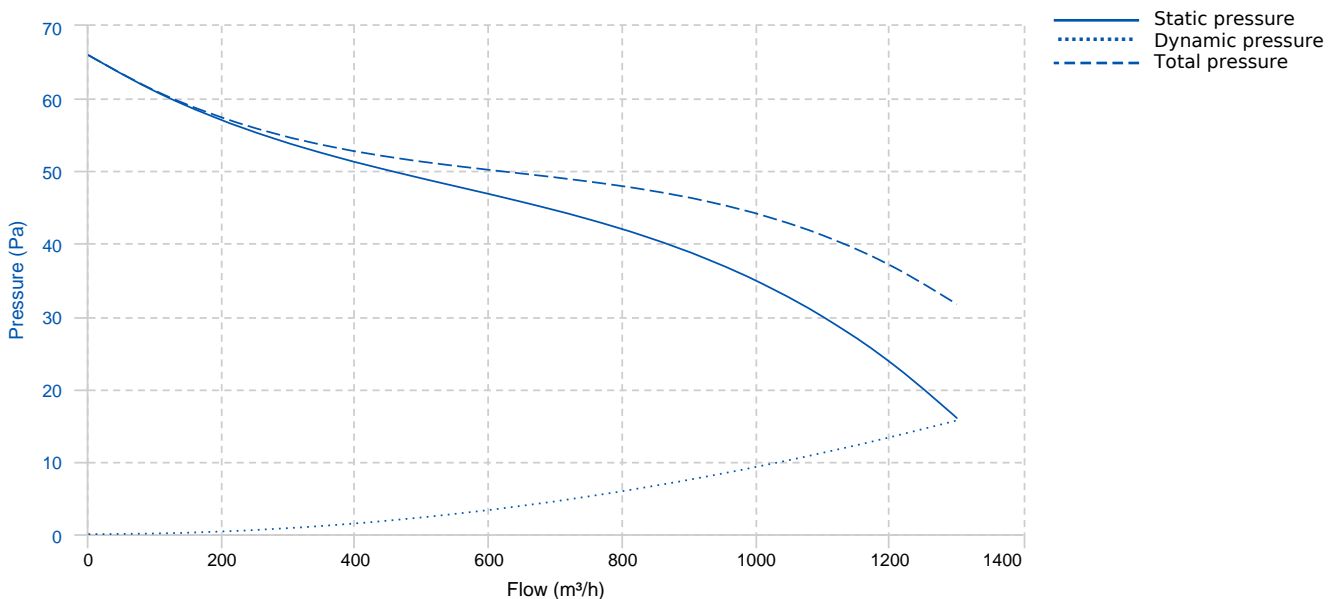
Sensors availables

IPX4 rated

• **For intermittent or continuous ventilation of bathrooms, toilets, kitchens or utility rooms in domestic or commercial properties.**

- Motor with shielded poles, with bronze bearing and thermal cut-out.
- IMQ data label ensures data and performance is third party certified.
- High airflow rate, low operating noise level and low power consumption due to the wing profile blade and motor support.
- IPX4 splashproof protection.
- Motor support and grille made of anti-UV ABS.
- Conforms to the following standards: CEI EN 60335-2-80 (Part 2: Particular requirements for fans), CEI EN 60529(Code IP) and CEI 107-53/1986.

PERFORMANCE CURVE

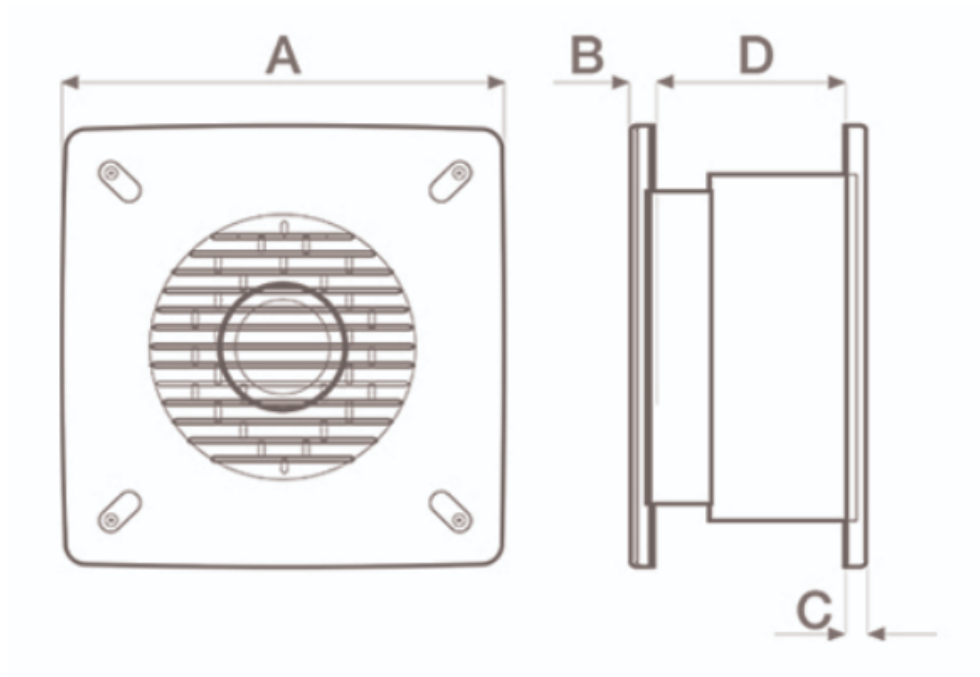


TECHNICAL DATA

Fan

RPM	-	Approx. weight	7.2 kg	Max. Flow	1750 m ³ /h
-----	---	----------------	--------	-----------	------------------------

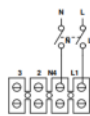
DIMENSIONS



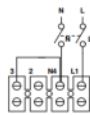
Dimensions (mm)

A	495	B	10.5	C	11.5	D	210
---	-----	---	------	---	------	---	-----

WIRING DIAGRAM



VARIO 150/6\"/>



A) Morsetteria

B) Interruttore bipolare

VARIO 150/6\"/>



VARIO 150/6\"/>

