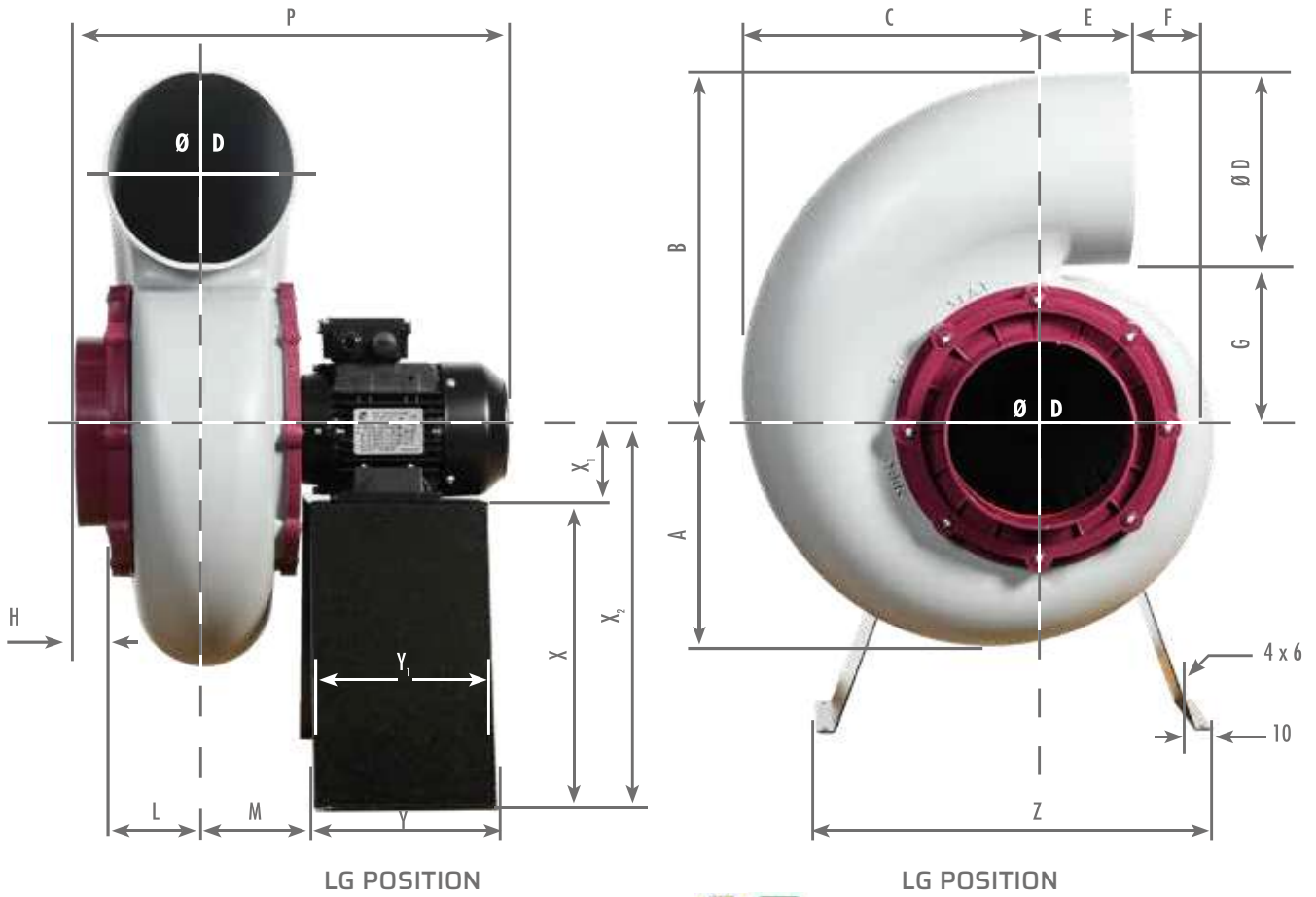


SEAT SERIES


SEAT 25



Available in  

Dimension (mm) - Metal stand not included (see accessories)																	
Motor axis heights may vary according to the type of motor used																	
RPM	A	B	C	ØD	E	F	G	H	L	M	P	Y	Y ₁	Z	X	X ₁	X ₂
930/1450	248	365	310	200	103	92	165	35	95	105	430	180	160	420	300	71	371
2870	248	365	310	200	103	92	165	35	95	105	515	180	160	420	300	90	390

Left Rotation (Counter-Clockwise)



Right Rotation (Clockwise)

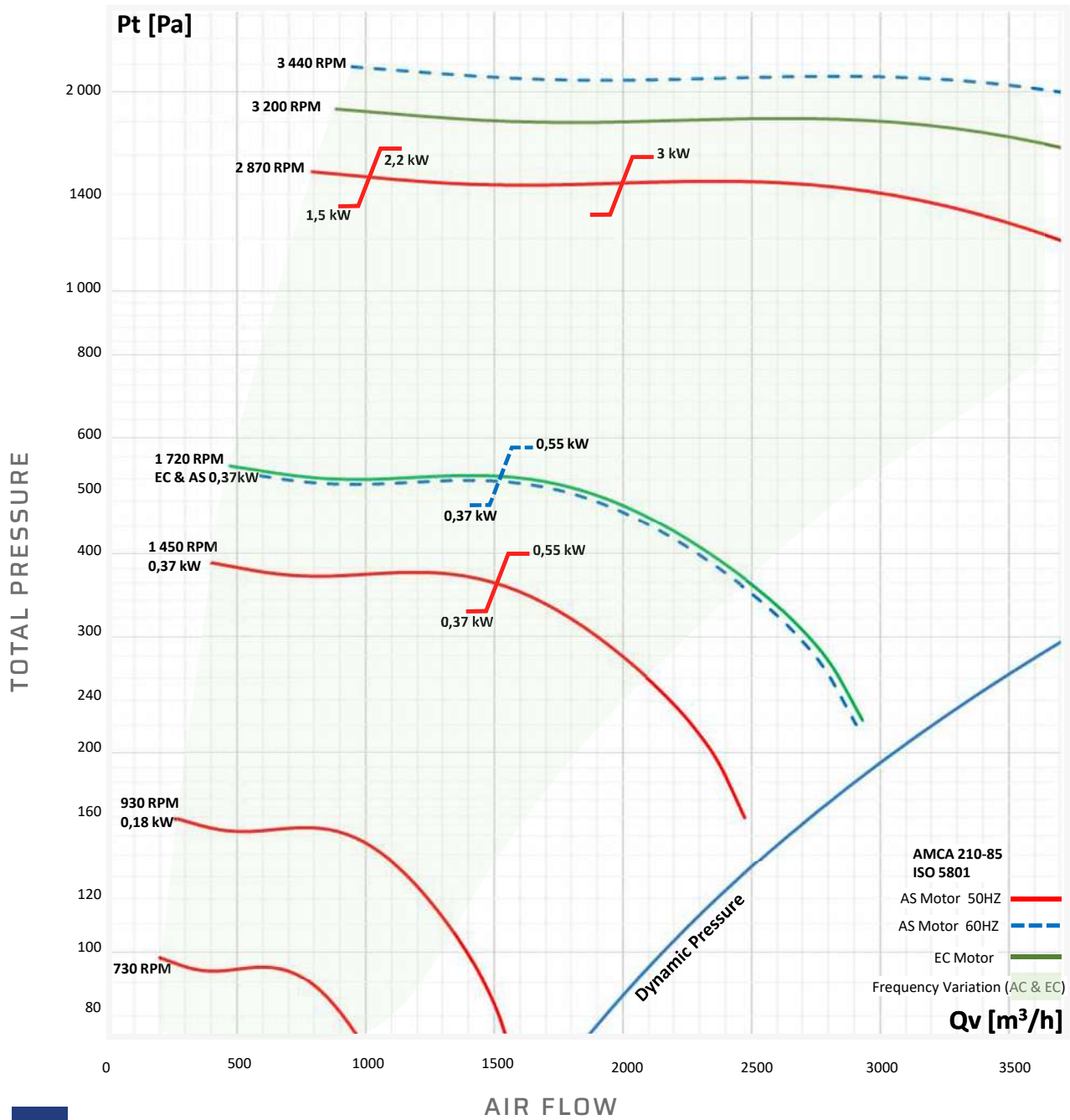


NOISE LEVELS

Speed (T/min)	Acoustic (dB)				Frequency Octave (Hz)							
	Qv (m ³ /h)	Sp (Pa)	LwA dB(A)	LpA* dB(A)	63	125	250	500	1000	2000	4000	8000
1450	1330	322	78	57	100	81	81	75	69	61	58	53
2870	2630	1261	93	72	115	96	96	90	84	76	73	68

*Acoustic pressure Lp at 3 meters - Outlet acoustic data available on request.

SEAT SERIES - SEAT 25



ELECTRICAL FEATURES

Motor	Power (kW)	Motor RPM	Voltage (V)	Intensity (A)	Weight (kg)	Reference Number
IP55 Asynchronous Single-Phase	0,37	1450	230	2,7	11,9	51252010
IP65 EC Single-Phase	0,6	1720	220/277	4,30	9,8	52252010
IP55 Asynchronous Three-Phase	0,18	930	230/400	1,22/0,7	10,8	51251000
	0,37	1450	230/400	1,85/1,06	11,3	51252000
	0,55	1450	230/400	2,59/1,49	12,4	51252055
	1,5	2870	230/400	5,32/3,06	19,9	51253001
	2,2	2870	230/400	7,56/4,35	23,9	51253000
IP66 EC Three-Phase	3	2870	230/400	9,9/5,71	27,7	51253300
	0,6	1720	360/460	3,5	11,5	52252000
	2,6	3200	360/460	11,5	23,9	52253000
IP66 Asynchronous Three-Phase ATEX	0,18	930	230/400	1,06/0,61	12,8	51251003
	0,37	1450	230/400	1,94/1,12	12,3	51252003
	2,2	2870	230/400	8,7/5	20,9	51253003
	3	2870	230/400	11,4/6,6	27,7	51253007

Mandatory PTC Sensor for ATEX motor with Frequency Inverter.